

Installation Manual

PEUGEOT 3008 5DR
PEU-3008-5-B



Shades



Side Shades



Port Shades



Tailgate Shades

Fixing Clips



CL-M12 x 4



CL-M02 x 4



CL-M14 x 1



CL-M11 x 2



CL-T01 x 1

CAR
SHADES

Installation

PEUGEOT 3008 5DR
PEU-3008-5-B

Components Needed



Side Shades



CL-M12 x 2



CL-M11 x 2



CL-T01 x 1

Side Shade Installation

STEP 1



STEP 2



STEP 3



STEP 4



STEP 5



STEP 6



Installation

PEUGEOT 3008 5DR

PEU-3008-5-B



Side Shade Installation

STEP 7



STEP 8



STEP 9



STEP 10



STEP 11



Repeat this whole process for the other side

Installation

PEUGEOT 3008 5DR
PEU-3008-5-B

Components Needed



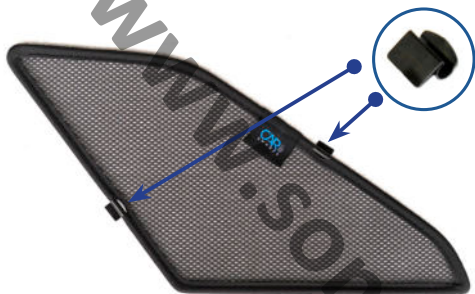
Port Shades



CL-M02 x 4

Port Shade Installation

STEP 1



STEP 2




STEP 3



STEP 4



STEP 5



STEP 6



Repeat this whole process for the other side.

Installation

PEUGEOT 3008 5DR
PEU-3008-5-B

Components Needed



Tailgate Shades




CL-M12 x 2



CL-M14 x 1

Tailgate Shade Installation

STEP 1



STEP 2



STEP 3



STEP 4



STEP 5



STEP 6



Installation

PEUGEOT 3008 5DR

PEU-3008-5-B



Tailgate Shade Installation

STEP 7




Repeat this whole process for the other side


STEP 8



STEP 9



STEP 10



STEP 11

